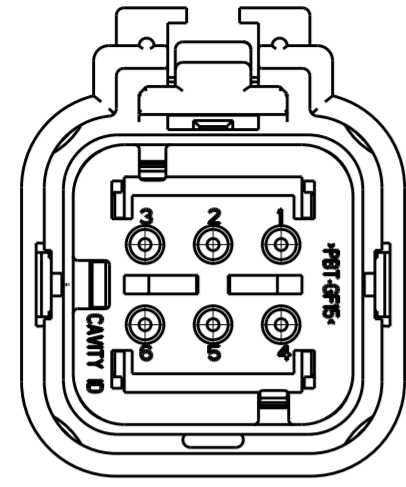
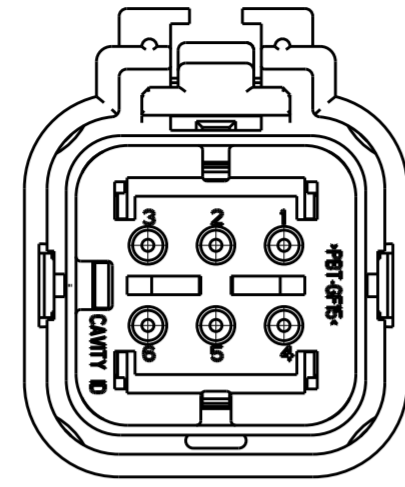


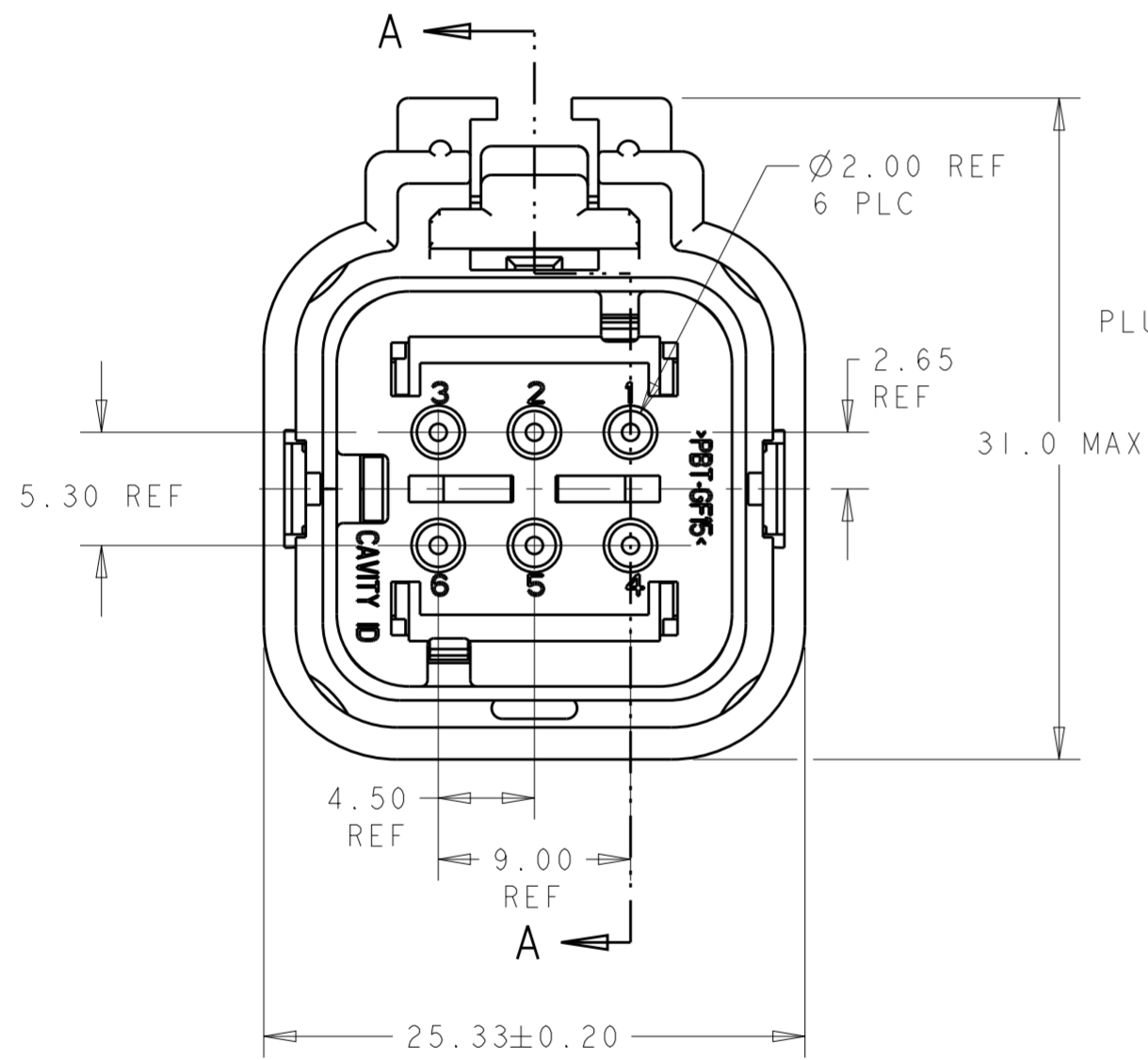
REVISIONS					
P	LTR	DESCRIPTION	DATE	DWN	APVD
	CI	REVISED PER ECR-11-005294	30APR2011	RK	HMR
	D	REVISED PER ECO-13-019168	05DEC2013	DR	RB



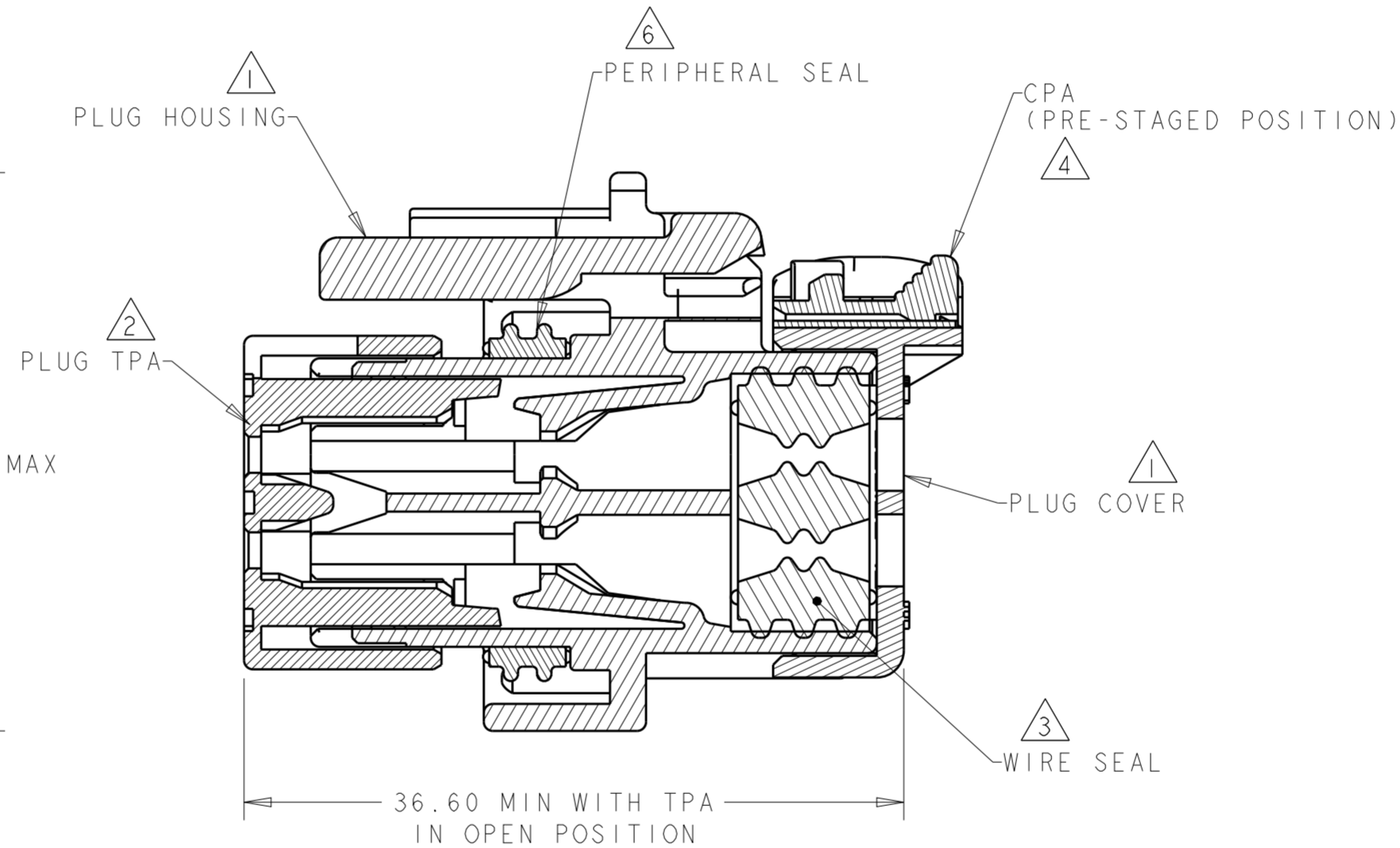
776531-2
SCALE 2:1



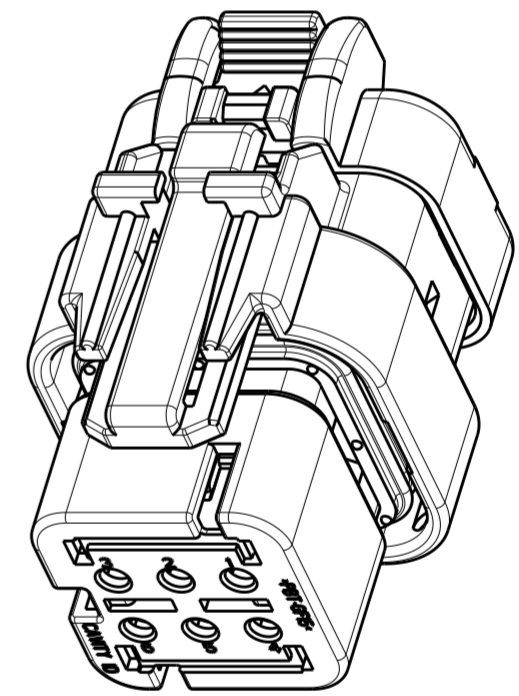
776531-3
SCALE 2:1



776531-1 SHOWN



SECTION A-A



SCALE 2:1

- 1 MATERIAL: 15% GLASS FILLED THERMOPLASTIC
COLOR: BLACK
- 2 MATERIAL: 15% GLASS FILLED THERMOPLASTIC
COLOR: (SEE TABLE)
- 3 MATERIAL: SILICONE
COLOR: LIGHT GRAY
- 4 MATERIAL: 15% GLASS FILLED THERMOPLASTIC
COLOR: RED
- 5. RECOMMENDED WIRE DIAMETER RANGE IS 1.30 TO 2.54mm
- 6 MATERIAL: SILICONE
COLOR: BLUE

YELLOW	776531-3
GRAY	776531-2
RED	776531-1
TPA COLOR	PART NUMBER

THIS DRAWING IS A CONTROLLED DOCUMENT.		DWN W. HOELSCHER 04SEP2003	TE Connectivity															
DIMENSIONS: mm		CHK J. PATTERSON 04SEP2003																
TOLERANCES UNLESS OTHERWISE SPECIFIED:		APVD D. KLEIN 04SEP2003	NAME PLUG ASSEMBLY, 6 POSITION, 2 ROW, AMPSEAL 16 CONNECTOR REDUCED DIA WIRE SEAL															
<table border="0"> <tr> <td>0 PLC</td><td>±</td></tr> <tr> <td>1 PLC</td><td>±</td></tr> <tr> <td>2 PLC</td><td>±</td></tr> <tr> <td>3 PLC</td><td>±</td></tr> <tr> <td>4 PLC</td><td>±</td></tr> <tr> <td>ANGLES</td><td>±</td></tr> <tr> <td>FINISH</td><td>-</td></tr> </table>		0 PLC	±	1 PLC	±	2 PLC	±	3 PLC	±	4 PLC	±	ANGLES	±	FINISH	-	PRODUCT SPEC 108-2184	SIZE 114-13065	
0 PLC	±																	
1 PLC	±																	
2 PLC	±																	
3 PLC	±																	
4 PLC	±																	
ANGLES	±																	
FINISH	-																	
MATERIAL		APPLICATION SPEC 114-13065	WEIGHT 14±1g	RESTRICTED TO														
		Customer Drawing	SCALE 3:1	SHEET 1 OF 1														